

Modules



GATE IN / GATE OUT

- ✔ Gate Entry
- ✔ Visitor Gate Pass
- ✔ First Weightment Entry (Weighing Machine Interface)
- ✔ Second Weightment Entry (Tear Weight-Net Weight Calculation)
- ✔ Gate Out Entry (Vehicle Gate Out Pending List)

more -



PURCHASE

- ✔ Purchase Indent Entry
- ✔ Indent Approval
- ✔ Purchase Order
- ✔ Material QC
- ✔ GRN Entry
- ✔ Purchase Bill
- ✔ Purchase Bill Raw
- ✔ Purchase Return
- ✔ Packing Material Return
- ✔ Excise Posting (GRN)



SALES

- ✔ Sales Order (Raw and Consumables)
- ✔ Sales invoice(Reel)
- ✔ Sales invoice(Sheet)
- ✔ Sales invoice(Other)
- ✔ Sales Return
- ✔ Daily reel Production
- ✔ Daily Sheet production
- ✔ Deckle System
- ✔ Manufacturing Order



STORES

- ✔ Requisition Entry
- ✔ Stock Issue Entry
- ✔ Stock Receive Entry
- ✔ Physical Stock Entry
- ✔ Material Receive (Returnable)
- ✔ Material Issue (Returnable)

more -



FINANCIAL ACCOUNTS

- ✔ Manage Account
- ✔ Manage Fixed Assets
- ✔ Manage TDS
- ✔ Manage Budget
- ✔ Transactions
- ✔ Accounting Reports Display
- ✔ General Setup



EXCISE

- ✔ Monthly Return Type
- ✔ RGI Register
- ✔ RG23 A I Register
- ✔ RG23 A II Register
- ✔ RG23 CI Register
- ✔ RG23 CII Register
- ✔ PLA Register
- ✔ Form VI Register



MACHINE MAINTENANCE

- ✔ Machine Master
- ✔ Machine Service Entry
- ✔ Machine Running/Fuel Consumption Entry
- ✔ Machine Down Time Entry
- ✔ Customer Complain Entry

more -



EXPORT

- ✔ Draw Back Master
- ✔ Draw Back Entry
- ✔ LC Entry
- ✔ Document Master
- ✔ Document maintenance Entry

more -

Main Features

- Gate In / Gate out
- Purchase.
- Sales
- Stores
- Financial Accounts
- Excise
- Export
- Machine Maintenance
- Form Module
- Reporting
- Utility

Dashboard

Click



click ▾



Dashboard

Dashboard [Home](#) > [Dashboard](#)

189

Today Sales



812

Last Week Sales



155

Total Purchases



376

Last Week Purchases



Cash/Bank Balances

Search:

ACCOUNT	BALANCE
Meezan Bank Ltd. (QIE Br.) a/c # 0101832535	540029
Cheque & Clearing	418826
Soneri Bank Limited (Hamdard Chowk Br) a/c # 02012372407	91840
Cash in Hand	89394
Meezan Bank Ltd (QIE Br) SM	400
Total:	206,395 Cr

Customer Balances

Search:

ACCOUNT	BALANCES
Allied Hospital	1394136
Pharma Town	752594
Govt General Hospital	734648
G.H.Q Teaching Hospital Gujranwala	728000
Govt. teaching hospital	610475
Total:	17,341,023 Dr

Supplier Balances

Search:

ACCOUNT	BALANCES
Sahiwal Medical College, Sahiwal	552000
Synchro Pharma (Toll Manufacturing)	414422
Noor & Co.	301809
Pharmation	103000
Royal Impex	63000
Total:	21,785,039 Cr



4



Dashboard [Home](#) > [Dashboard](#)

You have 4 new notifications



4 Products Need Renewals

PRODUCTIONS

Formulation Master Data

In-Active Posted

Master

TF ID:	00037	Product ID:	0375	Diaartem DS Tab (40/240)mg	
Date:	02.05.18	Category:	Tablets		
Comm Pack Size::	01 x 8		NOS		
Comm Qty Packs:	3000	Std. Weight:	360	Std. Weight:	.214
		Total Tablets:	24000		
		Weight/Tablet:	360		

Details

Ser#	Prod ID	Product Name	Unit	Category	Dont Incl	Proc ID	Process Name	Qty	L.L %	L.L Qty	Total
001	0005	Artemether	kg	Active Material	<input type="checkbox"/>	1	Mixing	.97			.97
002	0033	Lumefantrine	kg	Active Material	<input type="checkbox"/>	1	Mixing	5.82			5.82
003	0079	Lactose	kg	Non Active	<input type="checkbox"/>	1	Mixing	.5			.5
004	0110	Starch	kg	Non Active	<input type="checkbox"/>	1	Mixing	.335			.335
005	0110	Starch	kg	Non Active	<input type="checkbox"/>	1	Mixing	.294			.294
007	0098	Primogel	kg	Non Active	<input type="checkbox"/>	1	Mixing	.4			.4
009	0117	Talcum	kg	Non Active	<input type="checkbox"/>	1	Mixing	.02			.02
010	0089	Mg. Stearate	kg	Non Active	<input type="checkbox"/>	1	Mixing	.178			.178
011	0131	Diaartem DS (40mg + 240mg) Al-Foil 2 Tr	kg	Al-Foil	<input type="checkbox"/>	3	Packing	2.1			2.1
012	0319	Alu Alu 160mm	Kg	PVC Alu Alu	<input type="checkbox"/>	3	Packing	8.4			8.4
								3036.403			



PRODUCTIONS

Manufacturing Order

ID Prod Id
 Date Batch# Expiry Date:
 Stock Issue Dates MO Qty Formulation Std Units
 Se Date Close Date:
 01 14.05.18
 Total Cost Unit Cost

Costing
 Batches Produced
 Adjustments

Approved:

Components

Ser	Prod ID	Product Name	Category	Requisition Qty	Consumed Qty	Amount	Proc ID	Process Name
01	0001	Alendronate Sodium	Active Material	0.6810	0.6810	7,748.33	1	Mixing
02	0110	Starch	Non Active	2.0168	2.0168	164.16	1	Mixing
03	0098	Primogel	Non Active	0.6309	0.6309	221.75	1	Mixing
04	0089	Mg. Stearate	Non Active	0.6309	0.6309	160.00	1	Mixing
05	0051	Avicil Ph 102	Non Active	8.0568	8.0568	3,006.51	1	Mixing
18						41,698.82		

QC

Ser	Qc No	Qty	Rate	Itemtot
01	RM16-399	0.6810		
		0.6810		

Wastes / Adjustments

Ser	Category	Req Qty	Con Qty	Amount	ID	Process Name
19	0177 Aldrobone 10mg Tab -Unit Cartons	Cartons	230.0000		3	Packing

QC

Ser	Qc No	Qty	Rate	Itemtot
01	PM18-0082			

Adjustment Amount:

Batches Proceced

Ser#	Date	Batch No	Q.C. No	Qty	Sample	Toll Party ID	Name	Toll Rate	Amount
01	14.04.18	703		4987	<input type="checkbox"/>				
02	19.04.18	703		504	<input type="checkbox"/>				
				5491					

Command Center

Pharmaceuticals (Demo) (2017-18)

Accounts Sales Purchases Imports Stock

Cash

Bank

Cash

Bank

Journal Vouchers

Query Record

Chart of Accounts

Administrations

Reports

Exit

PAYMENTS

RECEIPTS



Naseem Ahmad

Change Password

Vouchers

ACCOUNTS-CASH PAYMENTS

VOUCHER

ID

Credit

Date

Name

VOUCHER DETAILS

Sr#	Debit	Name	Particulars	Amount
01	1035001	TRAVELLING & CONVEYANCE(F EXPE	FRIGHT MOTOR KARACHI TO PPM MILL	42050
02	1035001	TRAVELLING & CONVEYANCE(F EXPE	FRIGHT GAIR	1000
03	1065001	FORK LIFT EXPENSES	LIFTER RENT ADVANCE FROM BILL M/O JAN 18	40000
04	0520047	GODOWN LABOUR CONTRACTOR	PAID TO RAFEEQ ADVANCE M/O JAN 18	80000
05	0540005	R & M - PLANT & MACHINERY	KEROCIN OIL	18600
06	0535002	CANTEEN BILL	WOOD FOR CANTEEN	7000
07	0540005	R & M - PLANT & MACHINERY	FAN GAS FILLING	5650
08	0520005	SALARIES CAU.WORKER	ARSLAN NOMAN ACCOUNTS ADVANCE FROM S	5000
09	1021107	LEB - 3092 SUZUKI CULTUS	PETROL	2490
10	0540005	R & M - PLANT & MACHINERY	BEARING FOR PIT PUMP	2580
				246980

ACCOUNTS

Vouchers

ACCOUNTS-INCOME TAX BANK PAYMENTS

VOUCHER

ID

Credit

Date

Name

VOUCHER DETAILS

Sr#	Debit	Name	ITax Ded ID	Pay ID	Challan No	Particulars	Tax Deposited
01	6025200	I.TAX JAVAID UMAR ENTERPRISES	JE110014-09			Tax Deposited	580
02	6025200	I.TAX JAVAID UMAR ENTERPRISES	JE110013-06		0	Tax Deposited	500
03	6025280	I.TAX AFZAL GOODS TRANSPORT CO	JE110009-01		0	Tax Deposited	1758
04	6025404	I.TAX SHAHTAJ SUGER MILLS LTD.	PP110011-02		0	Tax Deposited	140400
05	6025407	I.TAX INDUSTRIAL ADHESIVES (Pv	PP110028-02		0	Tax Deposited	7279
06	6025186	I.TAX SIDRA ENTERPRISES	JE110016-01		0	Tax Deposited	1610
07	6025293	I.TAX S.A GOODS TRANS.CO	JE120003-01		0	Tax Deposited	2700
08	6025420	I.TAX AMMAR GRINDING	PP120002-02	PP120002-01	0	Tax Deposited	66480
09	6025404	I.TAX SHAHTAJ SUGER MILLS LTD.	PP120007-02		0	Tax Deposited	140400
10	6025018	I.TAX AKBARI CHEMICAL INDUSTRI	PP120010-19	PP120010-05	0	Tax Deposited	63053
							1213017

Chart of Accounts

Chart of Accounts

Level One

Acct ID	Acct Name
02	Long Term Liabilities

Level Two

Acct ID	Acct Name	Acct Type
02-0001	Bank Accounts	1101 ANCA - OPERATING FIXED ASSETS - OWNED
02-0003	Directors Loan	1101 ANCA - OPERATING FIXED ASSETS - OWNED
02-0004	Long Term Loan from Directors	1101 ANCA - OPERATING FIXED ASSETS - OWNED
02-0005	Lease Vehicle	1102 ANCA - OPERATING FIXED ASSETS - SUBJECT ...

Level Three


Acct ID	Acct Name
02-0001-0001	MCB (A/c No.) Liberty Mkt.4456-2

LC's

Open Date

Command Center

Accounts Sales Purchases Imports Stock



DC

Returns

Sales Orders

Sales Invoices

Sales Returns

Parties

Sales Persons

Regions

Reports

Exit

Query Sales Invoices

Query Sales Receipts

Naseem Ahmad

Change Password

Client Order

Client Order Posted

Invoice

Inv ID: 05110	Date: 18.05.18	Party: 0370	M Fiaz Bhatti	
Inv No.:		SPO: 0001	G.B.U (Iftikhar Ahmad)	Burewala
PO No.:		Al-Hayat house, civil park, L-block,		
DC No.:		Address:		
Balance:				

Invoice Details

Ser#	Prod ID	Product Name	Unit	Unit Rate	Bonus Qty	Unit Qty	Value Excl.	Disc %	Discount	S.D %	S. Discount	Total
001	0650	Citrocran Sachet 1 x 10	NOS	55		120	6,600					6,600
												6,600
Category: Sachet						120						

Delievery:

Discount:

Payable: 6,600

Advance:

Net Payable: 6,600

Delivery Challan

Delivery Challan Posted

Master Type: **Sale**

DC ID: 05107 Date: 18.05.18 Party: 0257 Sadaat Enterprises Mr Wahid Shah

DC No.: Peshawar

PO ID: 1705109 Date: 18.05.18 Din bhar colony Charsada road, sunny plaza

PO No.: Particulars: Brand ID: P. Detail:

Details

Ser#	Prod ID	Product Name	Unit	Category	Batch No	Bonus Qty	Unit Qty
001	0386	Woltrub SR Tab 100mg	NOS	Tablets			400
002	0376	Haemogen Tab	NOS	Tablets			600
003	0372	Bonion Tab 0.5mcg 2x10's	NOS	Tablets			400
							1400

Batch Nos

Ser#	Batch No	Exp Date	Remarks	Unit Qty
001	649	11.19		400
1				400



SALES

Sale Invoice

Action Edit Query Block Record Field Help Window



Party: 0045 City Pharmacy Distributor

Sialkot

Warranty Invoice

Inv ID: 05101 Date: 18.05.18

Inv No.: 05-101

Allama Iqbal Colony, Sialkot Cantt.

PO No.: Date: 17.05.18

Address:

DC No.: Date:

DC ID: 1705103

Invoice Details

Ser#	Prod ID	Product Name	Unit	Batch No	Particulars:	Unit Rate	Bonus Qty	Unit Qty	Value Excl.	Disc %	Discount	W.D %	Total
001	0412	klario 500mg Tab	NOS			170		100	17,000.00			10	17,000.00
002	0357	Obexa 1gm Inj	NOS			60		400	24,000.00			10	24,000.00
003	0379	Nicox Tab 100mg 2 x 10	NOS			34		400	13,600.00			10	13,600.00
004	0367	Obpan Susp 100mg	NOS			55		240	13,200.00			10	13,200.00
005	0378	klario Tab 250mg	NOS			95		100	9,500.00			10	9,500.00
Category: Tablets								1440	87,300.00				87,300.00

Delievery:

Discount:

Payable: 87,300.00

Advance:

Net Payable: 87,300.00

Warranty:

Farooq Tanveer Quality Assurance Manager; being a person resident in Pakistan, do hereby gives warranty that Drugs described above, that are Manufactured and sold by Pharmaceuticals, Industrial Estate, Kot Lakhpat, Lahore do not contravene in any way the provisions of section 23 (1), (i), of the Drug Act, 1976.



SALES

Sale Return

Goods Return Note Posted

Location: **Main Store**

Invoice

Inv ID: **00049** SPO:
 Inv No.: **05-001** Party: **0638** **Shah Rukh Pharma Khanewal**
 Inv Date: **05.05.18** Address ID: **House#6 Street #1 Block #5** **Khanewal**
 WO #: Return Inv ID: Inv Ser#: Through:
 WO Desc: Reason:

Invoice Details

Ser#	ID	Product Name	Damaged	Expired	Batch #	Expiry Date	Unit Qty	Unit Rate	Excl. S. Tax	Disc %	S. Disc	S. Disc	Total
001	0433	Cipcin 250mg Tab A&A	<input type="checkbox"/>	<input type="checkbox"/>	671	12.19	500	22.800	11,400				11400
002	0434	Cipcin 500mg Tab A&A	<input type="checkbox"/>	<input type="checkbox"/>	669	12.19	317	32.000	10,144				10144
003	0434	Cipcin 500mg Tab A&A	<input type="checkbox"/>	<input type="checkbox"/>	579	12.19	63	32.000	2,016				2016
			<input type="checkbox"/>	<input type="checkbox"/>									
			<input type="checkbox"/>	<input type="checkbox"/>									
			<input type="checkbox"/>	<input type="checkbox"/>									
			<input type="checkbox"/>	<input type="checkbox"/>									
			<input type="checkbox"/>	<input type="checkbox"/>									
			<input type="checkbox"/>	<input type="checkbox"/>									
			<input type="checkbox"/>	<input type="checkbox"/>									
			<input type="checkbox"/>	<input type="checkbox"/>									
Type: Tablets							880	23,560					23560
Category: <input type="text"/>													Discount: <input type="text"/>
Unit: NOS													Delievery: <input type="text"/>
Charge A/C: <input type="text"/>													Payable: 23,560
A/C Name: <input type="text"/>													

Command Center

Accounts Sales **Purchases** Imports Stock

Purchase Orders

Purchase Invoices

GRN

Parties

Party Types

Reports

Exit

GRN Return

Purchase Payments

Debit/Credit Note

Naseem Ahmad

Change Password

PURCHASES

Purchase Order

Purchase Orders

Voucher

Type: **Ex Works**

PO ID: 00493

Date: 17.05.18

Party: 0056 Qupac International (Lahore)

LAHORE

PO No.:

Date:

P. Detail: Particulars:

Prepare

Approved:

Voucher Details

Ser#	Prod ID	Product Name	Unit	Product Name	Delivery Date	Unit Qty	Unit Rate	Value Excl.	Stax %	Sales Tax	Total
001	0886	SR-A (SMALL)	NOS			50	40	2,000			2,000
Category: Packing Material						50		2,000			2,000

Type:

Part No:

Delivery:

Payable: 2,000

Brand ID:

Currency: **PKR** Rate:

Detail:



PURCHASES

Purchase Invoice

Purchase Invoices Service: Outstanding: Posted:

Invoice

Inv ID: 00533 Date: 17.05.18 Party: 0537 Four Dots
 Inv No.: LP-05-021 Lahore
 PO No.: Date: 09.05.18 20-S Qie Kotlakpat.
 Bill No.: Date: Ref: Credit Days :
 Po ID: 1700480
 P. Detail: Particulars:

Invoice Details

Prod ID	Product Name	Unit	Product Name	Category	Cost Center	Unit Qty	Unit Rate	Value Excl.	Stax %	Sales Tax	Total	
001 0853	Aphylin 120ml Syurp (Label) Gd	NOS		Lables	0700100010	Packing Materials	6500	.25		1,625		1,625
Part No:						6500		1,625			1,625	

Brand ID: Delivery: Discount: Payable: 1,625 Advance: Net Payable: 1,625

Ser #	Amount	Rec ID	Date	Amount

PURCHASES

GRN

Voucher _____

Type **Main Store**

GRN ID: 00548

Date: 12.05.18

Party: 0634 Vision Pharmaceuticals

GRN No: _____

Islamabad

PO No.: _____

Date: 17.03.18

Plot # 22-23, Industrial Triangle, Kahuta Road,

Sup Inv: _____

Date: _____

INV ID: 1700522

Voucher Details

Ser#	Prod ID	Product Name	Unit	GRN No	QC No	Mfg Date	Exp Date	Unit Qty	Unit Rate	Total
001	0850	Esomeprazole Pellets 10.5%	kg	1655	RM18-092			25.000	2700	67500
1		Active Material	Raw Material					25		67500

GD #: _____

Bill of Lading #: _____

Airway Bill #: _____

PURCHASES

GRN Return

GRN
Posted

Voucher

Type: Main Store

GRN ID: 00014	Date: 09.04.18	Party: 0641	Range Chemicals (Ammar)
GRN No:			Lahore
PO No.:	Date:	Inv Ser# 001	32-A, Architact Society Near Shokat Khanam, Lal
Sup Inv:	Date:		
INV ID:	Return GRN ID: 00474		

Voucher Details

Ser#	ID	Product Name	Unit	Part No	Category	Unit Qty	Unit Rate	Total
001	0089	Mg. Stearate	kg	110110023	Non Active	15	175	2625
1					Type: Raw Material	15		2625



PURCHASES

Payments to Suppliers

Local Vendor Payments

Receipt

Rec Id: 01009 Rec No: 01009 Date: 29.01.18 CHQ #: Dated: Posted:

Customers

Ser #	R No	R Date	V No	ID	Customer Name	Itax Ded	Particulars
001				0329	Ikraam Medicine Company	Y	Ch.22407723 Paid to Ikram Medican against Adva

Amount

Ser#	Amount	Instrument #	Date	Acct ID	A/c Name	Particulars
01	126,600.00			0600010006	Meezan Bank Ltd. (QIE Br.) a/c # 0101832535	Ch.22407723 Paid to Ikram Medican against Ad
	126,600.00					

Invoices

Ser#	Amount	Inv Id	Inv No	Inv Date	Inv Amt

Command Center

Accounts Sales Purchases **Imports** Stock

Purchase Orders	Cash	PAYMENTS
Invoices	Bank	
Shipments	Cash	RECEIPTS
GRN	Bank	
Purchase Payments	Proforma Invoices	
	Packing List	
	Bill Of Entry	
	LC'S	
	Reports	
	Exit	

PRODUCTIONS

Stocks Transfer Voucher

Transfer

Posted

P Id

P Date

Transfer From Location

Particulars

Detail

Ser#	Prod Id	Product Name	Transfer To Location	Batch No	Remarks	Qty
1	0689	Haemogen 60ml Syp U/C (GOVT	Damaged & Expiry S...			1100

Products Master Form

Products

Active

Prod ID: 0909 **Flucob leaflet**
 Sample ID:
 Category: 020106 **Leaflet**
 Type: 05 **Packing Materials**
 Unit: NOS Part No:
 Reg No: 00001 S.Tax %: 0
 Opening Qty: Opening Rate:
 Pur Rate: Sale Rate:
 MOL QTY: MOL GL Acct ID:



Batch Nos

Batch No	Expiry Date	O. Qty

Registrations

Ser	Reg Date	Exp Date
2	10.02.14	31.05.18
1	19.02.09	18.02.14
2		



Product Renewals Grid to enable notifications on webportal for the products requiring renewals within this 30 days

Master Forms

Categories

Cat	Cat Name
01	Raw Material
0101	Raw Material
010101	Active Material
010102	Non Active
02	Packing Material
0201	Packing Material
020101	Al-Foil
020102	Cartons
020103	Glass Bottle
020104	Glass Bottle Caps

Groups

Cat	Cat Name
01	Franchise Group
02	GBU Group
03	Literature
04	Un-Finished Goods
05	Packing Materials
06	Govt Supplies
07	Nutraceuticals

Reports

Accounts

Sales

Purchase

Report

Daybook

Ledger

Profit & Loss

Chart of Accounts

Profit & Loss Level 2

Account Summary

Trial Balance - Subsidiary

Balance Sheet

Earnest Money - Party Wise

Earnest Money - SPO Wise

Accounts

Sales

Purchase

Regions

Customer Trial

Sale Report - Product Wise

Sale Report - Party Wise

Product Sale Summary Region Wise

Project Summary

Party Outstanding

Sale Receipts Adjustments Daybook

Sale Order Summary

Sale Order Item Summary

Sale Summary (Product/Area Wise)

Sale Summary Month Wise

Age Analysis-Invoices

Client Orders Summary - Item Wise

Monthly Party Sale Summary

Age Analysis-Balances

Accounts

Sales

Purchase

Purchase Report - Normal Products

Suppliers Trial

Purchase Order Status Report

Statement of Suppliers Accounts

Statement of Vendor Account

Reports

[Accounts](#)
[Sales](#)
[Purchase](#)
[Party](#)
[Accounts](#)
[Sales](#)
[Purchase](#)
[Party](#)
[Stock](#)

Party Ledger - Type Group	Stock List Category Wise	Stock Daybook
PARTY LIST	Stock List	Stock Ledger Batch Wise
Party Summary	Stock Balances	Production Cost Summary Batch Wise
Party Balances	Stock Summary	Stock Summary Batch Wise
Party Products Policy	Stock Ledger	Stock List-Registration No
Party Ledger	Stock Balances - Batch Wise	
Party Ledger - Invoice Group	Product List - CATEGORY GROUP	
Party Ledger - Summary	Stock Ledger Detail	
Party Daybook	Product Factors	
Party Trial	Stock Summary Detail	
	Stock List - Purchase Rate	
	Stock Balances - Group/Category/Type Wise	
	Minimum Order Level Report	
	Production Cost Summary	
	Production Cost Ledger	
	Stock List Grp/Type/Cat	

PRODUCTIONS

Manufacturing Orders Summary

Production Summary Batch Wise

Page : 1 / 1

Date : 01/09/18 - 24/09/18

Report run on: September 24, 2018 7:29 AM

Batch ID	Batch Date	Batch No	Exp Date	Prod ID	Product Name	MO			PRODUCED		WORK IN PROCESS		Yield %	Status
						Rate	Qty	Amount	Qty	Amount	Qty	Amount		
00002	04.09.18	181073	01.08.20	0411	Klario 125mg Susp	0.0000	1,800	0.00				0.00	OPEN	
00001	04.09.18	181074	01.08.20	0399	Obsodine Tab 10mg 1x10	0.0000	10,000	0.00				0.00	OPEN	
00003	04.09.18	823	01.08.20	0434	Cipcin 500mg Tab A&A	0.0000	6,000	0.00				0.00	OPEN	
00006	07.09.18	821	01.08.18	0532	Obdin 5mg Tab 1x10's	0.0000	10,000	0.00				0.00	CLOSED	
00004	08.09.18	TOC-1832	01.08.20	0355	Obpan 400mg Cap 1x5	0.0000	10,125	0.00				0.00	OPEN	
00005	11.09.18	827	01.08.20	0384	Sinopril 10mg Tab 2x10	0.0000	3,500	0.00				0.00	CLOSED	
00007	13.09.18	181075	01.08.20	0680	Rubinol 100mg Tab (GBU)	0.0000	5,000	0.00				0.00	OPEN	

Grand Total :

46,425 94,419.00

46,425 94,419.00

Balance Sheet

BALANCE SHEET As At September 6 2018

Report run on: September 24, 2018 7:37 AM

	RS.		RS.
<u>CAPITAL & LIABILITIES</u>		<u>PROPERTY & ASSETS</u>	
PARTNERS EQUITY		FIXED ASSETS	
Share Holders	111,416,409	Fixture & Fitting	27,228
Opening Balance	46,867,913	Free Hold Plant & Machinery	16,696,052
PROFIT/(LOSS) FOR THE FY UPTO B/S Date	28,200,666	Office Equipment	443,373
	186,484,988	Vehicles	4,555,689
		Tools & Equipment	2,575,599
		Furniture & Fixtures	162,602
		Products Registration	369,012
		Suspense A/C	650,150
		Building	31,433,687
		Computers Equipment	311,426
			57,224,818
OTHER INVESTMENTS & LOANS			
OTHER LIABILITIES		CURRENT ASSETS	
Provision For Taxation	1,878,736	Trade Debtors	17,341,023
Subh-e-Noor (LMC)	1,015,532	Advances & Security Deposits	10,007,204
Gondal Brothers		Work In Process	4,345,100
Trade Creditors	4,595,264	Loans & Advances to Staff	1,663,093
Creditors	(2,202,923)	Banks	(454,699)
Accrued Salaries	(1,338,959)	Others	24,619,512
Accrued Fund	727,685	Stocks In Trade	93,387,167
Cheques Payable		Cash	89,395
Accrued Expenses	24,651	LC- Contract Advances	94,999
Trade Creditors	17,189,762		
	21,889,747		
WORKING CAPITAL	208,374,736		151,092,793
			208,317,611

Profit & Loss

	RS.	RS.
TURNOVER		
Franchise Group		2,660,936
GBU Group		3,549,873
Literature		840
Nutraceuticals Group		36,800
Packing Materials		1,700
Scrap Sale		17,126
Un-Finished Goods		162,100
		6,429,375
Cost of Sales		
Freight Inward	35	
Gas Expense	11,090	
Material Cost (Franchise Group)		
Material Cost (GBU)		
Material Cost (NEUTRA)		
Raw Material Consumed		
Raw Material Cost		
Repair & Maintance (Production)	23,085	
Repair & Maintance (QC)	1,560	
Store & Spares	14,340	
Water & Sanitaion	1,300	
		51,410
GROSS PROFIT		6,377,965
OTHER INCOME		



ACCOUNTS

Reports Abstracts

Daybook

Page : :1

Date : 01/02/18 - 28/02/18

V. ID	Debit	Name	Credit	Name	Particulars	Amount
01-FEB-18						41,519,199.34
PL020001	5508001	BOILER FUEL	6010001	TRADE CREDITORS	COAL (IMPORTED)/11.865@12700-LUCKY COMMODITIES (Pv	150,685.50
PL020001	6010010	SALES TAX PAYABLE	6010001	TRADE CREDITORS	COAL (IMPORTED)/11.865@12700-LUCKY COMMODITIES (Pv	25,616.54
PL020001	5508001	BOILER FUEL	6010001	TRADE CREDITORS	COAL (IMPORTED)/30.145@12700-LUCKY COMMODITIES (Pv	382,841.50
PL020001	6010010	SALES TAX PAYABLE	6010001	TRADE CREDITORS	COAL (IMPORTED)/30.145@12700-LUCKY COMMODITIES (Pv	65,083.06
PL020001	5508001	BOILER FUEL	6010001	TRADE CREDITORS	COAL (IMPORTED)/36.28@12700-LUCKY COMMODITIES (Pvt	460,756.00

GENERAL LEDGER ACCOUNT

55 CURRENT ASSETS
 5525 CASH AND BANK BALANCES
 5525005 CASH-IN-HAND

Page : 2 / 2

Date : 01/02/18 - 28/02/18

Date	Vr No.	Code	Name	Particulars	Debit	Credit	Balance
28.02.18	PL020150	0556001	CARRIAGE INWARD	SODA ASH/50@36000- OLYMPIA CHEMICALS LTD.	48,550.00		4,673,794.00 CR
28.02.18	PL020154	0556001	CARRIAGE INWARD	S.S POWDER (II)/30.66@8000- AMMAR GRINDING MILLS	27,100.00		4,700,894.00 CR

Total: **963,164.00**






ACCOUNTS

Trial Balance

TRIAL BALANCE

Page : 1/17

Date : 01/02/18 - 28/02/18





1 / 17




Report run on: April 7, 2018 8:34 AM

Acctid	Acctname	O Bal	Debit	Credit	Balance
01	GROSS SALES				
0101	GROSS SALES - LOCAL				
0101001	GROSS SALES LOCAL - PAPER	951,273,778.81 CR		168,902,723.20	1,120,176,502.01 CR
		951,273,778.81 CR		168,902,723.20	1,120,176,502.01 CR
0102	SALES TAX AND EXCISE DUTY				
0102001	SALES TAX - PAPER	145,736,940.17 DB	25,321,103.20		171,058,043.37 DB
		145,736,940.17 DB	25,321,103.20		171,058,043.37 DB
0103	SALES - WASTE				
0103001	SALES - WASTE	8,781,693.79 CR		435,551.85	9,217,245.64 CR
0103002	SALES TAX - WASTE	1,386,817.55 DB	58,949.45		1,445,767.00 DB
		7,394,876.24 CR	58,949.45	435,551.85	7,771,478.64 CR
0105	DISCOUNT ALLOWED				
		812,931,714.88 CR	25,380,052.65	169,338,275.05	956,889,937.28 CR
05	COST OF SALES				

Monthly Profit & Loss

	Jul	Aug	Sep	Oct	Nov	Dec	Jan	Feb	Mar	Apr	May	Jun	Total
Produced (M.Tons)													
Sold (M.Tons)	0.000	0.000	0.000	0.000	0.000	0.000	12,214.769	2,772.117	0.000	0.000	0.000	0.000	14,986.886
Turnover							197,508,354	168,902,723					366,411,077
Less Sales Tax							29,919,764	25,321,103					55,240,867
Net Sales							167,822,503	143,958,222					311,780,725
Cost of Sales													
Raw Materials Consumed													
CHEMICAL & DYES (PAPER)							(1,441,501)						(1,441,501)
							(1,441,501)						(1,441,501)
Utilities & Others													
CARRIAGE INWARD							320,800	1,002,152					1,322,952
SALARIES,WAGES & BENIFITS							940,862	531,224					1,472,086
SUI GAS, OIL & LUBRICANTS							128,000						128,000
ELECTRICITY CHARGES							35,469,340						35,469,340
REPAIRS & MAINTENANCE							589,267						589,267
							37,448,269	1,533,376					38,981,645
Total Cost of Sales							36,006,768	1,533,376					37,540,144
Gross Profit							131,815,735	142,424,846					274,240,581
Admin & General Expenses													
ADMIN. & GENERAL EXPENSES							1,555,255	239,686					1,794,941
FINANCIAL CHARGES							13,260						13,260
							1,568,515	239,686					1,808,201
Net Profit (Loss)							130,247,220	142,185,160					272,432,381

ACCOUNTS

STATEMENT OF DEDUCTION OF TAX MADE UNDER SECTION 153 OF THE INCOME TAX ORDINANCE, 2001

Sr #	Name of Receiptent	Address	National Tax Number	Nature of Payment	Contract Order No.	Date of Payment	Total amount Payable Before Deduction Of Tax	Amount Paid After Deduction Of Tax	Income Tax Deducted and Deposited	Date of Deposit	Treasury Challan No.	Remarks if any amount paid deduction tax or low rate mentioning amount
1	2	3	4	5	6		8	9	10	11	12	13
.						02-02-18			159120			
1.	JAVAID UMAR ENTERPRISES.		0655386-9			03-02-18			684			
2.	JAVAID UMAR ENTERPRISES.		0655386-9			03-02-18			2056			
3.	AMMAR GRINDING MILLS	HARIPUR	3480956-2	SUPPLIES		07-02-18	1722868	1634768	88100	27-02-18	0	
4.	S.A GOODS TRANSPORT	Lahore	2382123-0			07-02-18			2160			
5.	HAMMAD RAZA ,ADVOCATE.	LAHORE.	1314264-0	SERVICES		07-02-18			600			
6.	MALIK HANIF CONSULTANT					07-02-18			7700			
7.	SOLUTUIN INVORINMENTAL&ANALYTICAL LABORITY		0769542-0			07-02-18			1500			
8.	ABDUL RAB ,ADVOCATE	LAHORE.	0454065-4	SERVICES		07-02-18			600			
9.	UMER ALVI ,ADVOCATE.	LAHORE.	1283552-8	SERVICES		07-02-18			1000			
10.	TAHIR-K-SHEIKH TRAVEL SERVICE	Sheikhupura	1418266-1	SERVICES		09-02-18			10624			
11.	CHEMICAL KINETICS	LAHORE	1413178-1	SUPPLIES		10-02-18	855972	817453	38519	27-02-18	0	
12.	HAZARA MINERAL & CRUSHING INDUSRY	LAHORE	0894041-0	SUPPLIES		10-02-18	1556068	1477184	78884	27-02-18	0	
13.	ITTEHAD GRINDING CORPORATION.		2588752-1	SUPPLIES		10-02-18	873341	829175	44166	27-02-18	0	
14.	SITARA CHEMICAL INDUSTRIES LTD.	FAISALABAD	0823841-3	SUPPLIES		10-02-18	5673330	5426928	246402	27-02-18	0	

ANNEXURE

SUMMARY OF STATEMENT UNDER SECTION 26(5) OF THE SALES TAX ACT, 1990

Name Paper Mill (Demo)

18-LAHORE-LTU

Sales Tax Registration Number 03-08-4802-003-55

S. No	Name and complete address of Supplier Tax Period <u>January 2018</u>	N.T.N	S.T.R # of Supplier	No of purchase/ Invoices received	Value Excluding Taxes	Duty Involved	Sales Tax Involved	Debit Notes		Credit Notes	
								Number of note received	Sales Tax Involved	Number of note received	Sales Tax Involved
(1-A) SUMMARY OF PURCHASE INVOICES											
1.	ITTEHAD CHEMICALS LTD. (S/SODA), 39-EMPRESS ROAD LAHORE	1129929-7	03-01-2815-001-55	53			7,022,109.02				
2.	AMMAR GRINDING MILLS, PLOT NO. 75-A PHASE-111 HATTAR INDUSTRIAL EST. HARIPUR	3780956-2	3277876134211	0			490,361.60				
3.	ITTEHAD CHEMICALS LTD., 39-EMPRESS ROAD LAHORE.	1129929-7	03-01-2815-001-55	6			243,112.75				
4.	LUCKY COMMODITIES (Pvt) LTD., KARACHI	4132355-6	1700413235517	0			2,644,175.67				
5.	A.R RAHIM & BROTHERS, 857-N SAMANABAD, LAHORE	1408303-5	03-05-2710-022-37	1			10,192.18				
6.	CHEMICAL KINETICS, 975-B FAISAL TOWN LAHORE LAHORE	1413178-1	03-02-2900-035-82	4			163,829.00				
7.	NIMIR RESINS LIMITED, 14.5 KM LAHORE SHEIKHUPURA ROAD LAHORE	1872101-0	0301350600337	2			631,550.00				
8.	AL-AZIZ PAPER MILLS (Pvt) LIMITED, 9 KM NAROWAL ROAD,	3795452-7	03-00-3795-452-11	0			316,448.37				
9.	ITTEHAD GRINDING CORPORATION., G.T ROAD BALDHER DISTRICT HARIPUR	2588752-1	05-07-2517-001-82	0			294,562.40				
10.	ENGRO POLYMER & CHEMICALS LTD, 16Th FLOOR THE HARBOUR FRONT BOUNDARY ROAD MARINE DRIVE BLOCK 4 SCHEME-5 CLIFTON KARACHI	1000210-5	12-00-3911-002-46	1			252,875.00				
11.	POPULAR SUGAR MILLS LTD., 311, CHAPAL PLAZA HASRAT MOHANI ROAD OFF. CHUNDRIGAR ROAD KARACHI	0711327-7	04-09-1703-005-46	13			128,146.00				
12.	M.N CHEMICALS, 3-K.M. ADHIYAN ROAD, NEAR MUGHAL POULTRY FARM RANA TOWN LAHORE	3294492-6	0300329449218	2			244,175.25				
13.	AZTECH MARKETING COMPANY, SIUTE#04, 2nd FLOOR LINK ARCADE MODEL LINK ROAD LAHORE	2599810-2	03-04-2900-097-64	0			78,336.00				
14.	ARCHROMA PAKISTAN LTD., KATAR BUND ROAD OFF. MULTAN ROAD THOKAR NIAZ BAIG, LAHORE		12-00-2900-783-46	0			98,328.00				
15.	NOON SUGAR MILLS LTD.,			3			2,010,981.00				
16.	FARIAA TRADING CORPORATION, C-7, RAHAT JO DERO, L-172 BLOCK 2, P.E.C. LAHORE	0227146-2		1			48,960.00				
17.	RAFHAN MAIZE PROD. CO., RAKH CANAL EAST ROAD, FAISALABAD.	0711795-7	04-04-1702-001-91	0			138,720.00				
18.	GULF INDUSTRIAL SOLUTION (Pvt) LTD. 61/A-F2. JOHAR TOWN LAHORE	4442176-1	3277876112953	0			88,230.00				

Income Tax Challan – Page 2

OTHER THAN COMPANIES		COMPANIES	
01 Registered Firm 02 Individual 03 URF - AOP - HUF	DOMESTIC COMPANIES		OTHERS
	04 List on Stock Exchange	08 Modarabe	08 Body Corporate Formed under any law in force in Pakistan
	05 More than 50% share holding by Govt.	09 Foreign Comany	09 Govt. of Province
	06 Private Limited Co.	10 Trust	10 Others
	07 Unlimited Public Co.	11 Body Corporate Incorporated outside Pakistan	

FOR OFFICIAL USE

Demand & Collection Register Control No	Daily Collection Register No	DUE DATE Register Control No
Sr. No. Page No.	Sr. No. Page No.	Sr. No. Page No.

Certified that amount entered opposite is correct.

Clerk
Income Tax

Income Tax Officer

		AMOUNT RUPEES
12	Income Tax	159,120
23	Super Tax	
34	Additional Tax	
45	Penalty	
56	Surcharge	
67	Workers Welfare (Fund) Tax	
71	Others	
TOTAL Rs.		159,120

AMOUNT IN WORDS Rupees **ONE HUNDRED FIFTY NINE THOUSAND ONE HUNDRED TWENTY ONLY**

Others: Appeal Fee, Copying Fee etc. PART-B: To be endorsed by the Treasury Officer or Designated Bank Received payment as per details above

Gate Pass

Please allow to dispatch the following materials

GP No : 08027
 Date : 31-08-18
 Received By : Mr. Muhammad Iqbal
 Prepared By : Shehzadi hassan
 Authorised By : S.M Naeemullah(C.O.O)
 Verified By : Noreen shawaiz (S.M)

Vehicle No : LZG-9095
 Time : 03:08:06 PM
 Signature : _____
 Signature : _____
 Signature : _____

Ser No.	Party Name	DC No	Quantity		Remarks
			No of Units	Shippers	
001	Cash Sale	011808173	100	1	
002	Mediplex Pharma Links	011808174	300	1	
003	Ibrahim Enterprises	011808175	1,500	3	
004	Asif Medical Store	011808176	1,000	1	
005	Shifa Diaganostic	011808177	1,300	7	
006	Sadaat Enterprises	011808178	2,893	15	
007	I.A.M Pharma	011808179	5,660	13	
008	Health 1st Pharma	011808180	40	1	
Total:			12,793	42	



SALES

Clients Orders Summary

Date	PO ID	Particulars	PO Qty	DC Qty	Balance Qty
------	-------	-------------	--------	--------	-------------

Party Name	ABC International
Address	Johar Town , Lahore
City	Lahore

09.01.18	1701061				
Vincam 20mg Cap			20	8	12

Party Name	CDE Pharma
Address	Building Yadgar Chowk , Lahore
City	Lahore

10.08.16	1608106				
Ortizin Tab 10mg			2,000	1,000	1,000
Obfam Tab 40mg (Alu-Alu)			500	450	50



SALES

Customers Trial

Page : 1 / 8

Date : 06/09/18 - 06/09/18

ID	Party Name	O_Bal	Invoices	Discount	Receipts	Returns	Journal Adj	Balance
----	------------	-------	----------	----------	----------	---------	----------------	---------

Registered Products Expiry List

Ser	ID	Prod Name	Unit	Category	Registration No	Expiry Date
1.	0419	ABROXIL 125MG SUSP	NOS	Suspension	060619	20.06.20
2.	0420	ABROXIL 250MG SUSP	NOS	Suspension	060620	20.06.20
3.	0418	ABROXIL 500MG CAP	NOS	Capsules	060621	20.06.20
4.	0451	ALDROBONE 10MG TAB	NOS	Tablets	059985	05.09.19
5.	0542	ALDROBONE FORT 70MG TAB	NOS	Tablets	059994	05.09.19
6.	0474	APHYLIN 120ML SYR	NOS	Syrup	026635	24.09.18
7.	0513	AZEE VIT 60ML SYR	NOS	Syrup	025409	29.09.19
8.	0525	AZEE VIT 120ML SYR	NOS	Syrup	025409	29.09.19
9.	0913	AZICOB 250MG	NOS	Tablets	085518	24.01.23
10.	0403	AZROCIN CAP 250MG 1x6	NOS	Capsules	025403	29.09.19
11.	0406	AZROCIN SUSP 200MG 1x15	NOS	Suspension	025404	29.09.19
12.	0373	BONION TAB 0.5MCG 10'S 1x10	NOS	Tablets	054154	19.02.19
13.	0390	CIPCIN TAB 250MG PVC 1x10	NOS	Tablets	030487	27.10.19
14.	0391	CIPCIN TAB 500MG 1x10	NOS	Tablets	054158	19.02.19
15.	0916	CLOPIDOB 75 MG TAB	NOS	Tablets	081357	25.07.21
16.	0920	DECOREX 120 ML	NOS	Syrup	025408	11.11.19
17.	0375	DIAARTEM DS TAB (40/240)MG 1x8	NOS	Tablets	059996	05.09.19
18.	0374	DIAARTEM TAB (20/120)MG 2x8	NOS	Tablets	059997	05.02.19
19.	0393	DIACAME DS TAB 15MG 1x10	NOS	Tablets	059999	05.09.19
20.	0392	DIACAME TAB 7.5MG 1x10	NOS	Tablets	059998	05.09.19
21.	0490	DICAZOLE 20MG TAB	NOS	Tablets	059995	05.09.19
22.	0917	FLUCOB 150MG CAP	NOS	Capsules	089413	26.04.23
23.	0369	HAEMOGEN SYP 120ML 1x120	NOS	Syrup	029838	18.03.23
24.	0370	HAEMOGEN SYP 60ML 1x60	NOS	Syrup	029838	06.03.23

Summary

STOCK SUMMARY - BATCH WISE

Page : 1 / 8

Report run on: September 24, 2018 7:52 AM

Date : 01/09/18 - 24/09/18

Prod ID	Product Name	Expiry Date	Opening	Receipt	Issue	Balance
Finished Goods						
Capsules						
Franchise Group						
0355	Obpan 400mg Cap 1x5					
	TOP-1822	07.20	188		188	0
	TOC-1832	08.20	0	7,263	2,162	5,101
			188	7,263	2,350	5,101
0356	Progaba 300mg Cap 2x5					
	755	04.20	10		0	10
			10		0	10
0403	Azrocin Cap 250mg 1x6					
	763	05.20	150		0	150
	803	07.20	4,788		1,550	3,238
			4,938		1,550	3,388
0404	Obpra 20mg Cap 2x7					
	787	06.20	4,546		454	4,092
			4,546		454	4,092
0405	Obpra 40mg Cap 2x7					
	729	03.20	1,030		1,014	16
			1,030		1,014	16
0418	Abroxil 500mg Cap					
	TOC-1824	07.20	1,740		1,550	190
			1,740		1,550	190
0917	Flucob 150mg CAP					
	773	05.20	4,519		400	4,119
			4,519		400	4,119
GBU Group						
0387	Obsozole Cap 20mg 1 x 14 Pvc 2x7					
	18C020	03.20	295		295	0



PRODUCTION

Daily Production Report

Production Cost Summary

Page : 1 / 1

Report run on: September 24, 2018 7:46 AM

Date : 01/09/18 - 24/09/18

Prod ID	Product Name	Unit	MO Qty	Produced Qty	Avg Rate
Group Name					
Capsules					
Franchise Group					
0355	Obpan 400mg Cap 1x5	NOS	10,125		
Suspension					
Franchise Group					
0411	Klario 125mg Susp	NOS	1,800		
Tablets					
Franchise Group					
0384	Sinopril 10mg Tab 2x10	NOS	3,500		
GBU Group					
0399	Obsodine Tab 10mg 1x10	NOS	10,000		
0434	Cipcin 500mg Tab A&A	NOS	6,000		
0532	Obdin 5mg Tab 1x10's	NOS	10,000		
0680	Rubinol 100mg Tab (GBU)	NOS	5,000		